

Lumina II



Super Power Output

SolarSpace advanced TOPCon cells combined with MBB and high-density encapsulation provides ultra-high power output



High Reliability

Excellent harsh tests results and advanced half-cell tech improve product reliability for long-term life cycle



Extra power generation

N-type wafers and cells bring ultralow LID&LeTID degradation, less than 1% 1st year degradation guaranteed, in addition lower temperature coefficient and better weak-light response provide extra power generation



High ROI

Bifacial power generation reduces BOS and system LCOE dramatically, promoting the project ROI

SolarSpace Technology Co., Ltd. was established in 2011, as a world leading solar cell and module manufacturer, concentrating on high efficient solar-technology production with 58.75W+ capacity of solar cell and 5.7GW capacity of solar module in China and overseas.

*Please refer to SolarSpace for details

SSA-48HD

435-455N

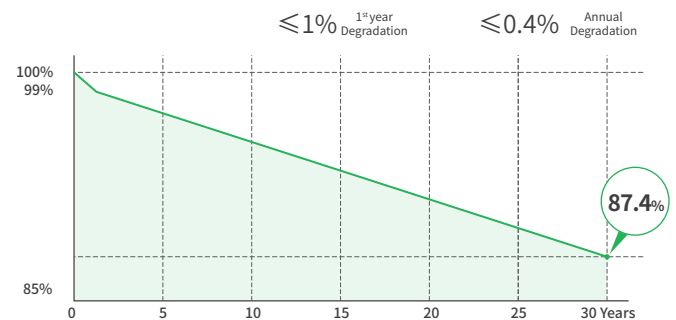
N-TOPCon Bifacial Dual Glass Module

455W

Maximum Power Output

22.77%

Maximum Module Efficiency



15Years Product Warranty **30**Years Linear Power Warranty

Comprehensive Certificates

- IEC61215 • IEC61730
- IEC61701: Salt mist corrosion test • IEC62716: Ammonia corrosion test
- IEC60068: Dust and Sand test
- ISO9001:2015: Quality Management System
- ISO14001:2015: Environment Management System
- ISO45001:2018: Occupational Health and Safety Management Systems



Electric Characteristics (STC)

Module Type	SSA-48HD -435N	SSA-48HD -440N	SSA-48HD -445N	SSA-48HD -450N	SSA-48HD -455N
Maximum Power (Pmax) [W]	435	440	445	450	455
Open-Circuit Voltage (Voc)[V]	34.66	34.84	35.02	35.20	35.38
Maximum Power Voltage (Vmp) [V]	29.55	29.73	29.91	30.09	30.27
Short-Circuit Current (Isc)[A]	15.89	15.94	15.99	16.04	16.09
Maximum Power Current (Imp) [A]	14.73	14.81	14.89	14.97	15.05
Module Efficiency	21.77%	22.02%	22.27%	22.52%	22.77%

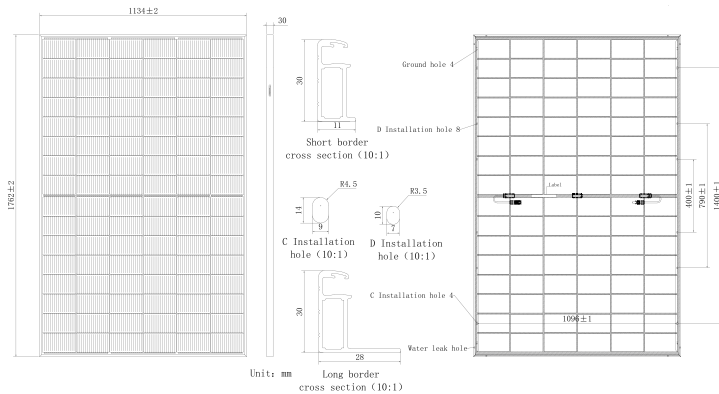
Irradiation 1000W/m², Cell Temperature 25°C, AM=1.5

Electric Characteristics (NMOT)

Module Type	SSA-48HD -435N	SSA-48HD -440N	SSA-48HD -445N	SSA-48HD -450N	SSA-48HD -455N
Maximum Power (Pmax) [W]	327	331	335	339	343
Open-Circuit Voltage (Voc)[V]	32.80	33.00	33.10	33.30	33.50
Maximum Power Voltage (Vmp) [V]	27.50	27.70	27.90	28.00	28.20
Short-Circuit Current (Isc)[A]	12.90	12.90	12.90	13.00	13.00
Maximum Power Current (Imp) [A]	11.90	12.00	12.00	12.10	12.20

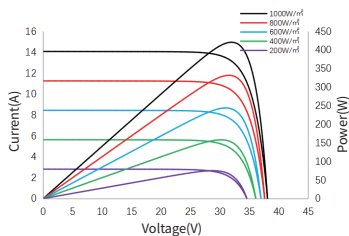
Irradiance 800 W/m², Ambient Temperature 20 °C, Wind Speed 1 m/s, AM=1.5

Engineering Design

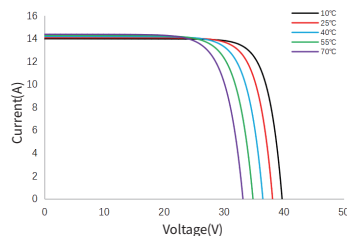


Characteristics

I-V/P-V Curve at Different Irradiation
SSA-48HD-445N



I-V Curve at Different Temperature
SSA-48HD-445N



Bifacial Output-Rearside Power Gain (445W)

Power Gain	5%	10%	15%	20%	25%
Maximum Power (Pmax) [W]	467	490	512	534	556
Open-Circuit Voltage (Voc)[V]	35.02	35.02	35.02	35.12	35.12
Maximum Power Voltage (Vmp) [V]	29.91	29.91	29.91	30.01	30.01
Short-Circuit Current (Isc)[A]	16.79	17.59	18.39	19.19	19.99
Maximum Power Current (Imp) [A]	15.62	16.37	17.11	17.79	18.54

Temperature coefficients

Temperature coefficient of Isc	+0.045%/°C
Temperature coefficient of Voc	-0.260%/°C
Temperature coefficient of Pmax	-0.290%/°C
NMOT	45±2°C

Mechanical Characteristics

Cell Type	N-TOPCon
Number of Cells	96(6x16)
Dimensions	1762X1134X30mm
Weight	24.5kg
Glass	Front glass, 2.0mm coated semi-tempered glass Back Glass, 2.0mm glazed semi-tempered glass
Frame	Anodized Aluminum Alloy
Output Cables	4mm²(IEC),12AWG(UL), 300mm(including connector) or Customized Length
Junction Box	IP68 Rated, 3 diodes
Connector	MC4-EVO2 or MC4 Compatible
Packaging	36 Pieces/Pallet, 936 pieces/40' container

Operating Conditions

Maximum System Voltage	1500V DC (IEC)
Power Tolerance	0~+3%
Operating Temperature	-40°C~+85°C
Maximum Series Fuse Rating	30A
Mechanical Load Front Rear	5400Pa
Mechanical Load Back Rear	2400Pa
Bifaciality	80±5%

