

# DHN-60R18/DG(BW)

## 500~520W


High Efficiency Double Glass PV Module


### Comprehensive Products & System Certificates


IEC 61215 / IEC 61730 / CE / INMETRO  
ISO 45001  
2018/International standards for occupational health & safety  
ISO 14001  
2015/Standards for environmental management system  
ISO 9001  
2015/Quality management system


 25 Material & technology warranty

 30 Linear power output warranty


 Rectangular cells (182mm x 191.6mm) with higher power

 TOPCon cells double-sided rate up to 85% and more back power generation by 5-25%

 Double-glass Technology, higher encapsulation blocking and mechanical strength

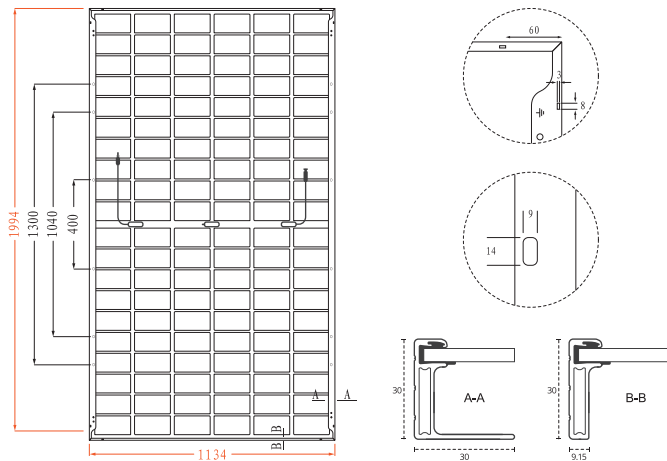
 Higher performance in anti hidden cracking, acid and alkali, salt spray, water vapor, UV, PID

 TOPCon cells, lower attenuation, better temperature coefficient & dim light performance

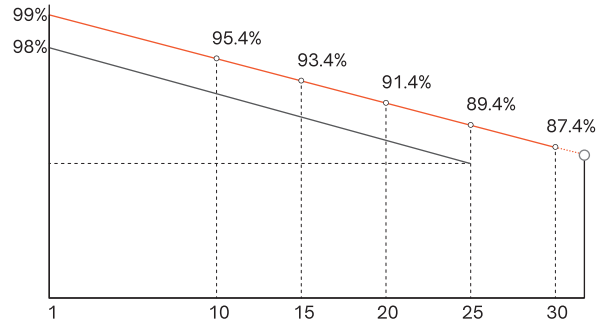


# DHN-60R18/DG(BW) 500~520W

## Design



## 30-Year Linear Power Output Warranty



— DAH Solar linear power output guarantee  
— Standard linear power output guarantee

## Mechanical Specification

No. of Cells	120 (6×20)
Weight	27.0kg
Cells Type	N-type 182×95.8mm
Dimension (L×W×T)	1994×1134×30mm
Packing	36pcs/Pallet, 792pcs/40HQ

Cable(Including connector)	4.0mm <sup>2</sup> , 300/200mm in length, length can be customized
Glass	2.0mm High Transmission, Antireflection Coating
Junction Box	IP68, 3 Bypass Diodes
Connector	MC4 Compatible

## Electrical Characteristics

Module Type	DHN-60R18/DG(BW)											
	STC		NOCT		STC		NOCT		STC		NOCT	
Test conditions	STC	NOCT	STC	NOCT	STC	NOCT	STC	NOCT	STC	NOCT	STC	NOCT
Maximum Power (P <sub>max</sub> /W)	500	376	505	380	510	384	515	387	520	391		
Open-circuit Voltage (V <sub>oc</sub> /V)	43.7	41.5	43.9	41.7	44.1	41.9	44.3	42.1	44.5	42.3		
Maximum Power Voltage (V <sub>mp</sub> /V)	37.1	35.2	37.3	35.4	37.5	35.6	37.7	35.8	37.9	36.0		
Short-circuit Current (I <sub>sc</sub> /A)	14.48	11.69	14.54	11.74	14.60	11.79	14.66	11.84	14.72	11.88		
Maximum Power Current (I <sub>mp</sub> /A)	13.48	10.67	13.54	10.72	13.60	10.77	13.66	10.81	13.72	10.86		
Module Efficiency (STC)	22.11%		22.33%		22.55%		22.78%		23.00%			
Refer Bifacial Factor	80±5%											

STC-Standard Test Environment: Irradiance 1000W/m<sup>2</sup>, Cell temperature 25°C, Spectrum AM1.5

NOCT-Standard Test Environment: Irradiance 800W/m<sup>2</sup>, Ambient temperature 20°C, Spectrum AM1.5, Wind speed 1m/s

## Double-Sided Power Generation Parameters (Rear gain)

5%	Maximum Power (P <sub>max</sub> )	525	530	536	541	546
	Module Efficiency (%)	23.2	23.4	23.7	23.9	24.1
15%	Maximum Power (P <sub>max</sub> )	575.0	580.8	586.5	592.3	598.0
	Module Efficiency (%)	25.4	25.7	25.9	26.2	26.4
25%	Maximum Power (P <sub>max</sub> )	625.0	631.3	637.5	643.8	650.0
	Module Efficiency (%)	27.6	27.9	28.2	28.5	28.7

## Operating Parameters

Maximum System Voltage	1500V DC
Operating Temperature	-40 ~ +85°C
Maximum Series Fuse Rating	30A
Nominal Operating Cell Temperature	45°C±2°C
Application Level	Class A

## Temperature Coefficient

Temperature Coefficient of I <sub>sc</sub> (ΔI <sub>sc</sub> )	0.046%/°C
Temperature Coefficient of V <sub>oc</sub> (ΔV <sub>oc</sub> )	-0.25%/°C
Temperature Coefficient of P <sub>max</sub> (ΔP <sub>mp</sub> )	-0.29%/°C
Snow load, frontside / Wind load, backside	5400Pa/2400Pa