


DHN-66Y18/DG(BW) 700~730W

Double Glass PV Module





Comprehensive Products & System Certificates


IEC 61215 / IEC 61730 / CE / INMETRO
ISO 45001
2018/International standards for occupational health & safety
ISO 14001
2015/Standards for environmental management system
ISO 9001
2015/Quality management system

 15 Material & technology warranty

 30 Linear power output warranty


TOPCon cells double-sided rate up to 85% and more back power generation by 5-20%


Double-glass Technology, higher encapsulation blocking and mechanical strength

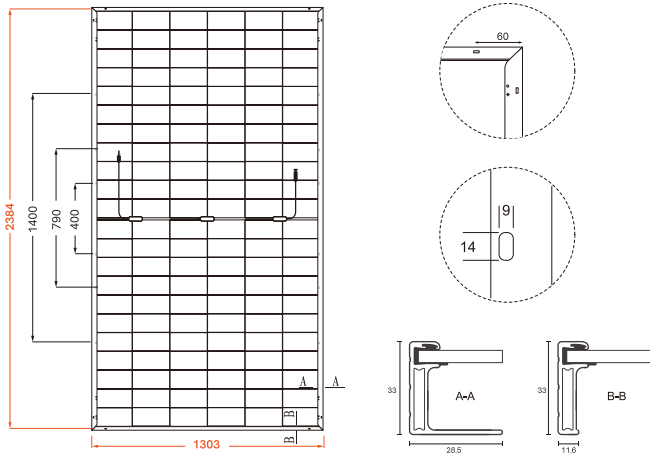

Higher performance in anti hidden cracking, acid and alkali, salt spray, water vapor, UV, PID


TOPCon cells, lower attenuation, better temperature coefficient & dim light performance


LECO laser assisted sintering technology, reduces contact resistance and improves efficiency by 0.2% -0.5%

DHN-66Y18/DG(BW) 700~730W

Design



30-Year Linear Power Output Warranty



- DAH Solar linear power output guarantee
- Standard linear power output guarantee

Mechanical Specification

No. of Cells	132 (6×22)
Weight	36.7kg
Cells Type	N-type 210×105mm
Dimension (L×W×T)	2384×1303×33mm
Packing	33pcs/Pallet, 594pcs/40HQ

Cable(Including connector)	4.0mm ² , 300/200mm in length, length can be customized
Glass	2.0mm High Transmission, Antireflection Coating
Junction Box	IP68, 3 Bypass Diodes
Connector	MC4 Compatible

Electrical Characteristics

Module Type	DHN-66Y18/DG(BW)															
	STC		NOCT		STC		NOCT		STC		NOCT		STC		NOCT	
Test conditions	STC	NOCT	STC	NOCT	STC	NOCT	STC	NOCT	STC	NOCT	STC	NOCT	STC	NOCT	STC	NOCT
Maximum Power (Pmax/W)	700	528	705	531	710	535	715	539	720	543	725	546	730	550	730	550
Open-circuit Voltage (Voc/V)	47.6	45.2	47.8	45.4	48.0	45.6	48.2	45.8	48.4	46.0	48.6	46.2	48.8	46.4	48.8	46.4
Maximum Power Voltage (Vmp/V)	40.0	38.0	40.2	38.2	40.4	38.4	40.6	38.6	40.8	38.8	41.0	39.0	41.2	39.1	41.2	39.1
Short-circuit Current (Isc/A)	18.49	14.93	18.55	14.98	18.61	15.02	18.67	15.07	18.73	15.12	18.79	15.17	18.85	15.22	18.85	15.22
Maximum Power Current (Imp/A)	17.50	13.88	17.54	13.91	17.57	13.94	17.61	13.97	17.65	14.00	17.68	14.03	17.72	14.06	17.72	14.06
Module Efficiency (STC)	22.53%		22.70%		22.86%		23.02%		23.18%		23.34%		23.50%		23.50%	
Refer Bifacial Factor	80±5%															

STC-Standard Test Environment: Irradiance 1000W/m², Cell temperature 25°C, Spectrum AM1.5

NOCT-Standard Test Environment: Irradiance 800W/m², Ambient temperature 20°C, Spectrum AM1.5, Wind speed 1m/s

Double-Sided Power Generation Parameters (Rear gain)

Light Intensity	Parameter	735	740	746	751	756	761	767
5%	Maximum Power (Pmax)	735	740	746	751	756	761	767
	Module Efficiency (%)	23.7	23.8	24.0	24.2	24.3	24.5	24.7
15%	Maximum Power (Pmax)	805.0	810.8	816.5	822.3	828.0	833.8	839.5
	Module Efficiency (%)	25.9	26.1	26.3	26.5	26.7	26.8	27.0
25%	Maximum Power (Pmax)	875.0	881.3	887.5	893.8	900.0	906.3	912.5
	Module Efficiency (%)	28.2	28.4	28.6	28.8	29.0	29.2	29.4

Operating Parameters

Maximum System Voltage	1500V DC
Operating Temperature	-40 ~ +85°C
Maximum Series Fuse Rating	35A
Nominal Operating Cell Temperature	45°C±2°C
Application Level	Class A

Temperature Coefficient

Temperature Coefficient of Isc (αIsc)	0.046%/°C
Temperature Coefficient of Voc (βVoc)	-0.25%/°C
Temperature Coefficient of Pmax (γPmp)	-0.29%/°C
Snow load, frontside / Wind load, backside	5400Pa/2400Pa