



Residential / Commercial / Utility



## MONO-FACIAL MODULE

# 495 / 500 / 505 / 510

DM495M10-66HSW/HBW

DM500M10-66HSW/HBW

DM505M10-66HSW/HBW

DM510M10-66HSW/HBW



### Adaptability

Best size and excellent performance for various application scenarios



### Quality

Over 40 years of manufacturing experience in house wafer, cell and module




### Guarantee

Warranty comes from one of the most financially healthy PV providers

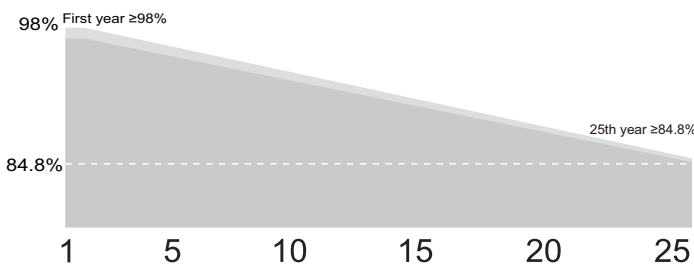


### Service

Customer-oriented and local services



## Warranty



**15** Years product warranty

**25** Years power output warranty

A Member of the Hengdian Group

Ver:20230515A1

## Electrical Specifications

Module Type	DM495M10-66HSW/HBW		DM500M10-66HSW/HBW		DM505M10-66HSW/HBW		DM510M10-66HSW/HBW	
	DM495M10-66HSW/HBW-V		DM500M10-66HSW/HBW-V		DM505M10-66HSW/HBW-V		DM510M10-66HSW/HBW-V	
Testing Condition	STC	NOCT	STC	NOCT	STC	NOCT	STC	NOCT
Maximum Power (Pmax/W)	495	375	500	379	505	383	510	387
Maximum Power Current (Imp/A)	13.14	10.42	13.22	10.48	13.29	10.54	13.36	10.59
Maximum Power Voltage (Vmp/V)	37.68	36.02	37.84	36.17	38.01	36.34	38.18	36.50
Short-circuit Current (Isc/A)	13.99	11.22	14.07	11.29	14.14	11.34	14.21	11.40
Open-circuit Voltage (Voc/V)	45.46	43.18	45.60	43.31	45.73	43.44	45.87	43.57
Module Efficiency STC (%)	20.85%		21.06%		21.27%		21.48%	

Pmax Tolerance 0/+3% STC:AM1.5 1000W/m<sup>2</sup> 25°C NOCT:AM1.5 800W/m<sup>2</sup> 20°C 1m/s Measurement uncertainty:±3%

## Mechanical Data

Cell Type	P type Mono-crystalline
Cell Arrangement	132(6x22)
Module Dimensions	2094x1134x35mm
Weight	26kg
Module Structure	Glass/Encapsulant/Backsheet
Glass Thickness	3.2mm
PV Module Classification	Class II
Junction Box Rating	IP68
Cables	4mm <sup>2</sup> /1300mm or Customized Length
Connector Type	PV-ZH202B or MC4 (1000V) PV-ZH202B or MC4-EVO 2A (1500V)

## Packaging

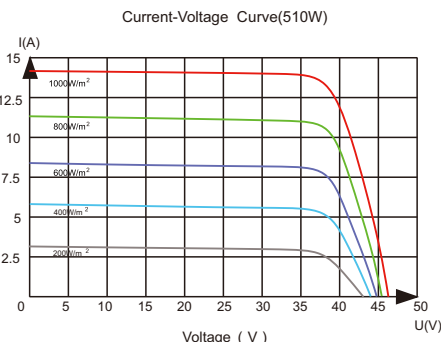
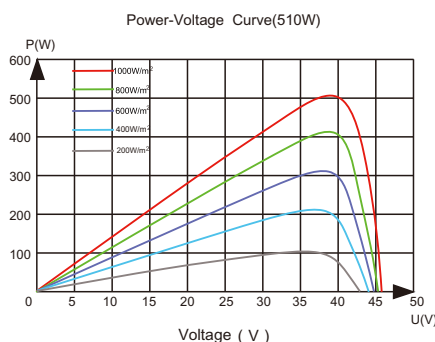
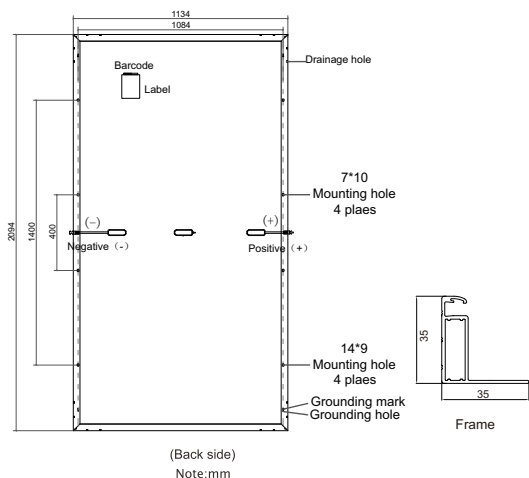
Pallet Dimensions	2145×1140×1250mm
Container	40'HQ
Pieces per Pallet	31
Pieces per Container	682

## Temperature Characteristics

Nominal Operating Cell Temperature(NOCT)	42±3°C
Temperature Coefficient of Isc	+0.0448%/°C
Temperature Coefficient of Voc	-0.246%/°C
Temperature Coefficient of Pmax	-0.330%/°C

## Maximum Ratings

Operating Temperature	-40°C to+85°C	Maximum Series Fuse Rating	25A
Maximum Load Capacity	Snow 5400Pa/Wind 2400Pa	Number of Diodes	3
Maximum System Voltage	1000V/1500V DC(IEC)	Fire Rating Class	Class C



**Statement:** Due to technological progress, product parameters will be adjusted accordingly; When signing the contract, the latest data of the company shall prevail.