


TIGER Neo

66HL4M-BDV

625-655 Watt

BIFACIAL MODULE WITH DUAL GLASS

N-type



HOT 3.0 Technology

N-type modules with JinkoSolar's HOT 3.0 technology offer better reliability and efficiency.



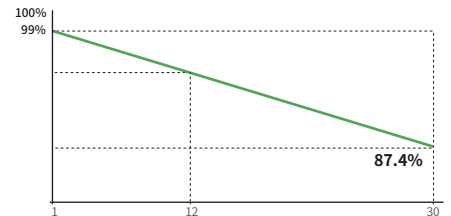
Dual-Sided Power Generation

Dual-sided power generation gain increases with backside exposure to light, significantly reducing LCOE.



Mechanical Load Enhanced

Certified to withstand:
5400 Pa front side max static test load
2400 Pa rear side max static test load



12 Year Product Warranty	30 Year Linear Power Warranty	1% First-year Degradation	0.40% Annual Degradation Over 30 Years
------------------------------------	--	--	---

*Warranty valid under Standard Test Conditions (STC) only.

- IEC61215:2021 / IEC61730:2023
- ISO9001:2015: Quality Management System
- ISO14001:2015: Environment Management System
- ISO45001:2018: Occupational health and safety management systems



JKM625-655N-66HL4M-BDV-Z2C2-OC

JKMxxxN-66HL4M-BDV (xxx=625-655, in steps of 5)

Mechanical Characteristics

Cell Type	N- type Mono-crystalline
No. of cells	132 (66×2)
Dimensions	2382×1134×30 mm
Weight	32.4 kg
Front Glass	2.0 mm, Anti-reflection Coating
Back Glass	2.0 mm, Heat Strengthened Glass
Frame	Anodized Aluminium Alloy
Junction Box	IP68 Rated
Protection Class	Class II
IEC Fire Type	Class C
Connector Type	PV-JK03M/xy,PV-JK03M2/xy (JinkO) ; PV-KST4-EVO2A/xy,PV-KBT4-EVO2A/xy (Staubli)
Output Cables (Including Connector)	4.0 mm ² (+): 400 mm , (-): 200 mm or Customized Length

Packaging Configuration

Pallet Dimensions	2396×1110×1251 mm
Packing Detail (Two pallets = One stack)	36 pcs/pallets, 72 pcs/stack, 720 pcs/ 40'HQ Container

Specifications (STC)

Maximum Power - Pmax [Wp]	625	630	635	640	645	650	655
Maximum Power Voltage - Vmp [V]	40.88	41.02	41.16	41.30	41.44	41.57	41.70
Maximum Power Current - Imp [A]	15.29	15.36	15.43	15.50	15.57	15.64	15.71
Open-circuit Voltage - Voc [V]	49.28	49.48	49.68	49.88	50.08	50.28	50.47
Short-circuit Current - Isc [A]	16.14	16.20	16.26	16.32	16.38	16.44	16.50
Module Efficiency STC [%]	23.14	23.32	23.51	23.69	23.88	24.06	24.25
Short-circuit Current-Isc [A] at BSI	19.89	19.98	20.04	20.12	20.18	20.24	20.30
Measurement Tolerance	STC:Pmax ±3%, Voc ±5%, Isc ±5%; BSI: Isc ±5%						
Power Sorting	0 ~ +3%						
Temperature Coefficient of Pmax	-0.29 %/°C						
Temperature Coefficient of Voc	-0.25 %/°C						
Temperature Coefficient of Isc	0.045 %/°C						

STC: Irradiance 1000W/m², Cell Temperature 25°C, AM=1.5 BSI: Irradiance: Front 1000/m², Rear 300W/m²

Specifications (BNPI)

Maximum Power - Pmax [Wp]	690	696	701	707	712	717	723
Maximum Power Voltage - Vmp [V]	40.88	41.04	41.17	41.33	41.46	41.59	41.73
Maximum Power Current - Imp [A]	16.88	16.95	17.03	17.10	17.17	17.24	17.31
Open-circuit Voltage - Voc [V]	49.26	49.46	49.66	49.86	50.06	50.26	50.46
Short-circuit Current - Isc [A]	17.83	17.90	17.96	18.03	18.09	18.15	18.21

BNPI: Irradiance: front 1000W/m², rear 135W/m², Cell Temperature 25°C, AM=1.5
Measurement tolerance:Pmax ±3%, Voc ±5%, Isc ±5%

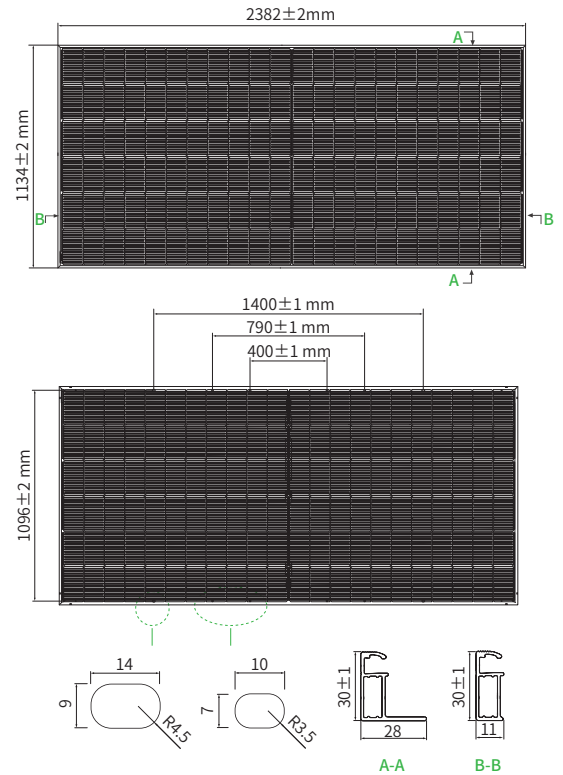
Bifacial Output-Rearside Power Gain

[15%] Maximum Power - Pmax [Wp]	719	725	730	736	742	748	753
---------------------------------	-----	-----	-----	-----	-----	-----	-----

Application Conditions

Operating Temperature	-40 °C ~ +70 °C
Module [T98]max	70 °C
Maximum System Voltage	1500 VDC (IEC)
Maximum Series Fuse Rating	35 A
Bifaciality Coefficients	φVoc: 98±5%, φIsc: 80±5%, φPmax: 80±5%

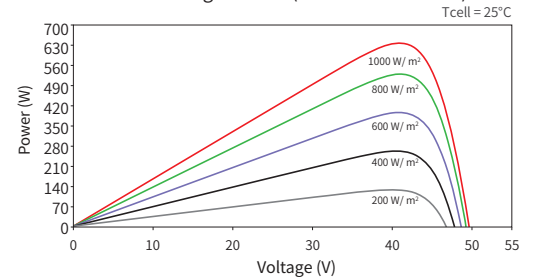
Engineering Drawings



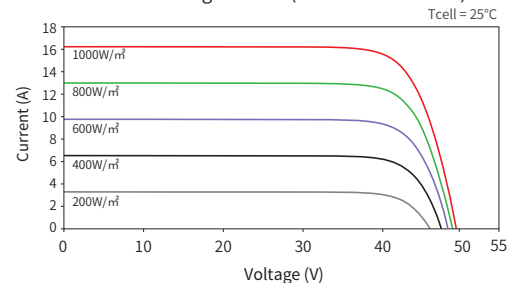
Note: For specific dimensions and tolerance ranges, please refer to the corresponding detailed module drawings.

Electrical Performance

Power-Voltage Curves (66HL4M-BDV 635W)



Current-Voltage Curves (66HL4M-BDV 635W)



Made in China