

Hi-MO X10

LR7-60HVD

530~555M

- Highest efficiency with the best energy generation performance
- N-type TaiRay wafer & HPBC2.0 & 0BB innovative structure
- Anti-Shading & Prevent Localized Overheating
- Longer product warranty, better service

25 25-year Warranty for
Materials and Processing

30 30-year Warranty for Extra
Linear Power Output

Complete System and Product Certifications

IEC 61215, IEC 61730, UL 61730

ISO9001:2015: ISO Quality Management System

ISO14001: 2015: ISO Environment Management System

ISO45001: 2018: Occupational Health and Safety

IEC62941: Guideline for module design qualification and type approval

LONGI



24.6%
EFFICIENCY

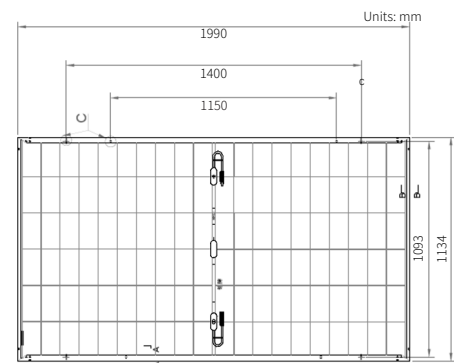
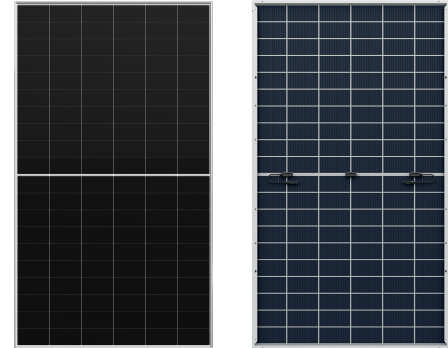
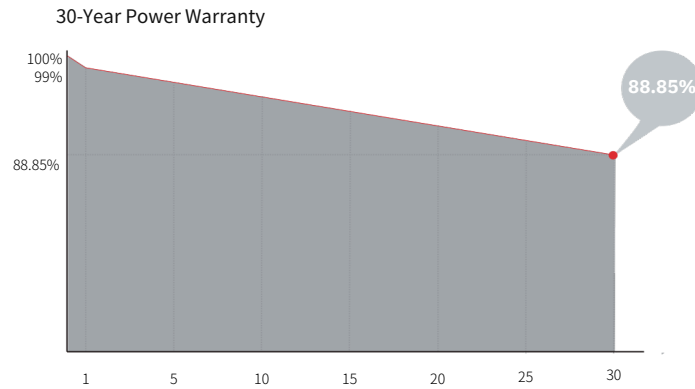
0~3%
TOLERANCE

<1%
FIRST YEAR POWER
DEGRADATION

0.35%
POWER DEGRADATION

BC-CELL
LOWER OPERATING
TEMPERATURE

Additional Value



Tolerance:
Length: ± 2 mm
Width: ± 2 mm



Mechanical Parameters

Cell Orientation	120 (6×20)
Junction Box	IP68, three diodes
Output Cable	4mm ² , +400, -200mm/±1400mm length can be customized
Glass	Double glass 2.0mm coated tempered glass+2.0mm semi-tempered glass
Frame	Anodized aluminum alloy frame
Weight	28kg
Dimension	1990×1134×30mm
Packaging	36pcs per pallet / 180pcs per 20' GP / 792pcs per 40' HC

Electrical Characteristics

STC : AM1.5 1000W/m² 25°C

NOCT : AM1.5 800W/m² 20°C 1m/s

Test uncertainty for Pmax: $\pm 3\%$

Module Type	LR7-60HVD-530M		LR7-60HVD-535M		LR7-60HVD-540M		LR7-60HVD-545M		LR7-60HVD-550M		LR7-60HVD-555M	
	STC	NOCT	STC	NOCT	STC	NOCT	STC	NOCT	STC	NOCT	STC	NOCT
Maximum Power (Pmax/W)	530	403	535	407	540	411	545	415	550	419	555	422
Open Circuit Voltage (Voc/V)	44.95	42.72	45.05	42.82	45.15	42.91	45.25	43.01	45.35	43.10	45.45	43.20
Short Circuit Current (Isc/A)	14.90	11.97	15.00	12.05	15.10	12.13	15.20	12.21	15.30	12.29	15.40	12.37
Voltage at Maximum Power (Vmp/V)	37.17	35.32	37.27	35.41	37.37	35.51	37.47	35.60	37.57	35.70	37.67	35.79
Current at Maximum Power (Imp/A)	14.26	11.42	14.36	11.50	14.45	11.58	14.55	11.65	14.64	11.73	14.73	11.80
Module Efficiency(%)	23.5		23.7		23.9		24.2		24.4		24.6	

Operating Parameters

Operational Temperature	-40°C ~ +85°C
Power Output Tolerance	0 ~ 3%
Maximum System Voltage	DC1500V (IEC)
Maximum Series Fuse Rating	30A
Nominal Operating Cell Temperature	45±2°C
Protection Class	Class II
Bifaciality	75±5%
Fire Rating	IEC Class C

Mechanical Loading

Front Side Maximum Static	5400Pa
Loading Rear Side Maximum	2400Pa
Static Loading Hailstone Test	25mm Hailstone at the speed of 23m/s

Temperature Ratings (STC)

Temperature Coefficient of Isc	+0.050%/°C
Temperature Coefficient of Voc	-0.200%/°C
Temperature Coefficient of Pmax	-0.260%/°C